



# BTQ-VM4 / BTQ-VM8

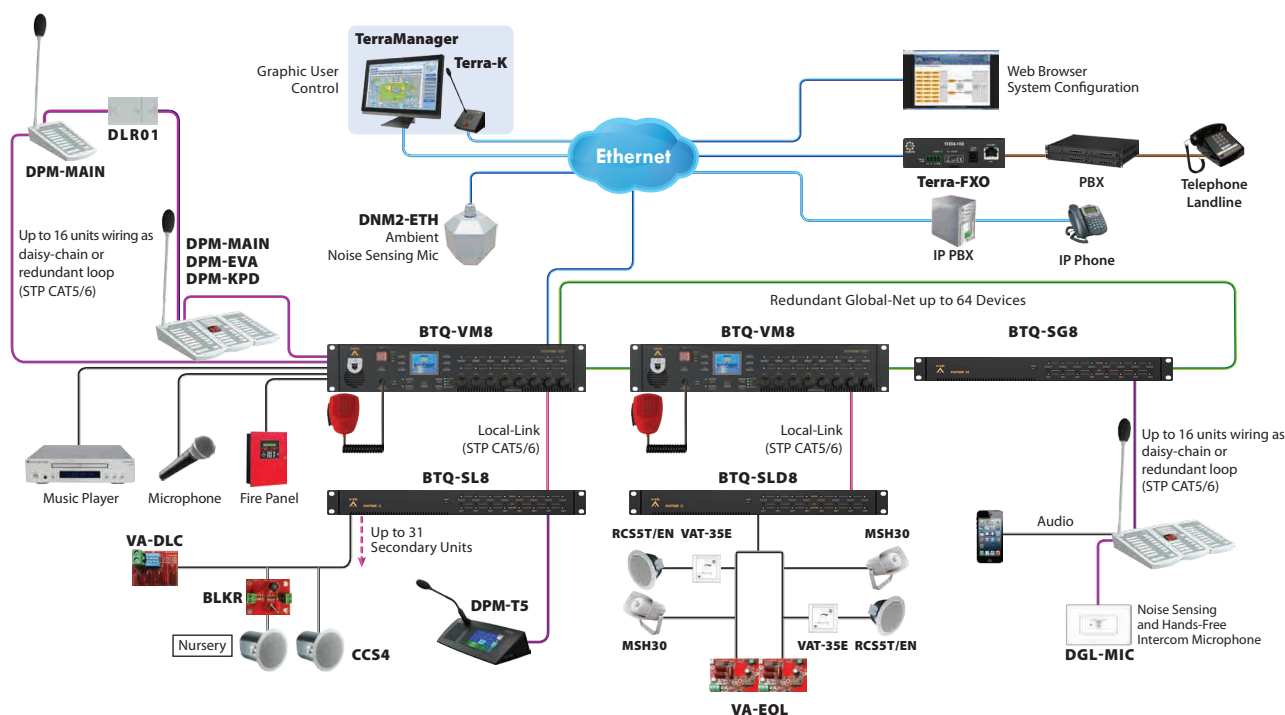


## PAVA Controller

The BTQ-VM4/8 is a compact PAVA controller that offers 4 and 8 monitored speaker zones respectively. The controller is integrated with 250W or 500W high efficiency Class-D amplifier built-in and is capable of handling 1000W speaker load per zone and 2000W max. per unit. Each controller can cascade with up to 31 BTQ-SL8 secondary local units via local digi-link and be networkable with up to 64 BTQ-VM4/8 or BTQ-SG8 secondary global unit via global-net. This will then extend as little as 4 monitored A/B speaker zones to a large networked system of up to 16,384 zones. The BTQ-SL8 is linked to the BTQ-VM4/8 via STP CAT5/6 cable with shielded RJ45 connector (max. length 10m between units); and the BTQ-SG8 is linked to the controller via STP CAT5/6 cable with shielded RJ45 connector (max. length 100m between units), multi-mode (2 km) and single-mode (20 km) fibre optics or even longer distance upon request.

The BTQ-VM4 has 5 monitored EVAC inputs and 4 relay control outputs, while the BTQ-VM8 has 9 monitored EVAC inputs, 8 logic control inputs and 8 relay control outputs, which can be individually programmed for specific message/input routing to all or selected channels. Moreover, the controller has 6 audio sources including two music inputs, one mic/line input, two digital paging and control interfaces and one fireman microphone. The two digital interfaces can connect up to 8 paging console or remote units for each, and be wired in a daisy chain or redundant loop. The Mic/Line input features VOX function (Voice Activation) and each input is fitted with volume controls and equalizers.

### APPLICATION EXAMPLE



# BTQ-VM4 / BTQ-VM8

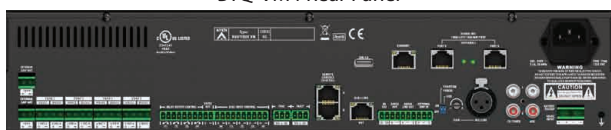
## PAVA Controller

In accordance with EN54-16 and UL2572, all BOUTIQUE system including paging microphones and loudspeaker lines provides full monitoring and fault reports. In addition, multiple volume attenuators can be installed on a monitored speaker lines without loopback cable. The system can easily setup and replacement from the LCD panel of BTQ-VM4/8, the advanced settings can be accessed by web browser such as volume, PEQ, audio routing, monitor and control, event and bell scheduler, paging with priority management (1~99 priority level) etc.. Furthermore, the BOUTIQUE system has full digital audio mixing and internal message storage for up to 90 minutes, optional USB interface to play G.711, G.722, G.726, G.727, MP3 and WAV files.


### FEATURES

- Extremely low power consumption during standby mode (7W)
- Background music and voice announcement can be distributed to different group of zones by using the built-in amp and external amp
- Internal message storage for up to 90 minutes
- IP based music streaming and paging over LAN/WAN
- Easy integration with Terracom and IP-PBX via SIP protocol
- Internet radio receiver built-in
- Low cost switching amplifier architecture
- Third party control via RS232 or Ethernet

BTQ-VM4 Rear Panel



BTQ-VM8 Rear Panel



### CERTIFICATIONS AND APPROVALS

Europe	Voice Alarm	EN54-16 (In process)
Europe	CE/EMI	EN55032: 2015 AC: 2016 Class A
Europe	CE/EMC	EN61000-3-2:2014 EN61000-3-3:2013 EN55020:2007/A11:2011
Europe	CE/LVD	EN60065: 2014 (In process)
USA	Mass Notification Systems	UL2572 (Pending)
USA	Safety	UL60065 (Pending)

### CONTROLS AND INDICATORS

#### ■ Front (4/8 zones type)

- 2.2" full colour touch screen LCD display
- 1 evacuation button
- Reset/route/select button
- Monitoring speaker
- 4/8 zone selected buttons and LEDs
- 4/8 zone EVAC LEDs
- 4/8 zone alert/page LEDs
- 4/8 BGM source status LEDs (CD/TUNER, AUX, USB, INTERNET)
- 4/8 zone volume control knobs
- 1 all-call and all-call cancel button
- Status LED (power/fault/fireman MIC active/alert/MSG testing)

#### ■ Back

- 2 DIP switches for VOX and phantom power
- 2 global-net port LEDs

### INTERCONNECTIONS

#### ■ Front

- Fireman microphone

#### ■ Back (4/8 zones type)

- AC power cord socket
- 48 VDC backup power input
- 5/9 monitored EVAC inputs
- 4/8 speaker zone(A/B) outputs
- 4/8 relay control outputs
- 8 monitored logic control inputs (BTQ-VM8)
- 1 fault and 1 EVAC relay output
- 2 digital interfaces for paging console and remotes
- 1 MIC/LINE XLR 3-pin phoenix input and 2 RCA stereo input
- 1 audio line output
- 1 external amp input
- 1 set of digilink loop port (BTQ-VM4/8 to BTQ-SL8 link)
- 1 set of global-net port (optional)
- 1 Ethernet port
- 1 USB 2.0 for messages and music files playing
- 1 internal amp output (EU type: 100V, US type: 70V)
- 1 external amp output
- 24 VDC output
- RS232 for third party control

# BTQ-VM4 / BTQ-VM8

## PAVA Controller

### ELECTRICAL

- AC power input
  - EU type: 220 VAC ~ 240 VAC, 50/60 Hz
  - US type: 100 VAC ~ 120 VAC, 50/60 Hz
- Power consumption (AC)

model	idle	1/2 full power	full power
<b>BTQ-VM425</b> <b>BTQ-VM825</b>	24W	195W	360W
<b>BTQ-VM450</b> <b>BTQ-VM850</b>	24W	345W	645W

Idle: pilot tone -36dB, 1/2 full power: alarm tone

- DC power input: 43 VDC ~ 56 VDC
- Power consumption (DC)

model	standby mode	idle	1/8 full power	1/2 full power	full power
<b>BTQ-VM425</b> <b>BTQ-VM825</b>	6.4W	22W	65W	175W	325W
<b>BTQ-VM450</b> <b>BTQ-VM850</b>	6.4W	22W	95W	310W	580W

Idle: pilot tone -36dB, 1/8 full power: speech, 1/2 full power: alarm tone

### AUDIO CHARACTERISTICS (GENERAL)

- A/D-D/A bit resolution: 24 bit
- Sampling rate: 48 kHz
- Frequency response: 20 Hz ~ 20 kHz ( $\pm 1$  dB) @ 0 dBu
- Input gain range: 0 ~ -15 dB (3 dB steps)
- SNR: > 80 dB
- THD+N: < 0.01 % @ 30 dB gain, -24 dBu (1 kHz) in
- EIN: < -80 dBu @ 0 dB gain
- Maximum input level (CD/AUX/mic): 17 dBu
- Maximum output level (line out): 17 dBu
- Crosstalk: > 90 dB @ 42 dB gain, 0 dBu (10 kHz) in

### AUDIO CHARACTERISTICS (CD/AUX)

- Input impedance: 5k ohm

### AUDIO CHARACTERISTICS (MIC)

- EIN: < -112 dBu @ 24 dB gain
- Input impedance : 8k ohm
- Input gain range: 0 ~ 40 dB (adjust with mic/line gain)
- CMRR: < -80 dB @ 40 dB gain, -40 dBu (1 kHz) in
- Phantom power: 48 VDC, 7 mA

### AUDIO CHARACTERISTICS (EX. AMP/LINE OUT)

- Output impedance (balanced): 30 ohm

### WATTAGE CAPACITY

- 1000W per zone/2000W (max.) per unit

### INTERNAL POWER AMPLIFIER

- Rated output power: 250W/500W (Class-D)
- Frequency response: 50 Hz ~ 20 kHz ( $\pm 3$  dB) @ 0 dBu
- THD+N: < 0.1 % @ 42 dB gain, 0 dBu (1 kHz) in
- SNR: > 90 dB

### NETWORK

- Max. local-net units: 32
- Max. global-net units: 64
- Max. digi-link remotes units: 16
- Max. distance between local-net units: 10m (shielded RJ45 connector, STP CAT5/6)
- Max. distance between global-net units: 100m (STP CAT5/6), 2 km (multi mode fiber optic) and 20 km (single mode fiber optic)
- Max. distance between digi-link remote units: 250m (shielded RJ45 connector, STP CAT5/6)

### LOUDSPEAKER OUTPUTS

- Number of zones: 4 or 8
- Number of loudspeaker lines: 8 or 16, A/B speaker lines per zone

### RELAY OUTPUTS

- Maximum voltage: 100 VDC
- Maximum current: 0.5A

### EVAC INPUTS

- Voltage mode
  - Maximum voltage: 72 VDC
  - Active voltage: 18 VDC ~ 72 VDC
  - Inactive voltage: < 0.8 VDC
- Contact mode
  - Non-isolated analogue interfaces with internal pull-up to +5V by 10k ohm
  - Monitored analogue contact thresholds
    - Faulty-open circuit: > 2.7 VDC
    - Inactive voltage: 2 ~ 2.5 VDC
    - Active voltage: 1.35 ~ 1.7 VDC
    - Faulty-short circuit: < 0.6 VDC

### MECHANICAL

- Dimensions (W x H x D)
  - BTQ-VM425/VM825: 437 x 88 x 396 mm (17.2 x 3.5 x 15.6 inch)
  - BTQ-VM450/VM850: 437 x 88 x 412 mm (17.2 x 3.5 x 16.2 inch)
- Weight
  - BTQ-VM425: 10.8 kg (23.8 lbs)
  - BTQ-VM450: 14.1 kg (31.1 lbs)
  - BTQ-VM825: 11.4 kg (25.1 lbs)
  - BTQ-VM850: 14.6 kg (32.1 lbs)
- Mounting: 19" 2U rack
- Colour: RAL 7016

### ENVIRONMENTAL

- Operating temperature: -5 °C ~ +55 °C (+23 °F ~ +131 °F)
- Storage temperature: -40 °C ~ +70 °C (-40 °F ~ +158 °F)
- Relative humidity: 20% to 95%
- Air pressure: 600 to 1100 hPa
- Heat dissipation
  - BTQ-VM425/VM825: 375 BTU/hr
  - BTQ-VM450/VM850: 495 BTU/hr

# BTQ-VM4 / BTQ-VM8

## PAVA Controller

Ordering Information							
Model No.	Step 1	Step 2	Step 3	Step 4	Step 5	Step 6	Description of Model
BTQ-VM	EOL Driver	Number of Zone	250W/500W	Wall Mount/ Rack Mount	Global Net Card	Region	PAVA Controller
BTQ-SG		8	N/A	N/A		N/A	PAVA Secondary Global Unit
BTQ-SL							PAVA Secondary Local Unit

EOL Driver							
BTQ-VM	BTQ-SG	BTQ-SL					
✓	✓	✓	None				
✓	✓	✓		D	EOL Driver		
Number of Zone							
✓	–	–		4	4 Zone		
✓	✓	✓		8	8 Zone		
250W/500W							
✓	–	–		25	250W		
✓	–	–		50	500W		
Wall Mount or Rack Mount							
✓	–	–		None	Rack Mount Type		
✓	–	–		W1	Wall Mount Type(Amp x 1)		
✓	–	–		W2	Wall Mount Type(Amp x 2)		
Global-Net Card							
✓	✓	–			None		
✓	✓	–		RR	RJ45(A)-(B)		
✓	✓	–		MR	Fiber Multi Mode(A)-RJ45(B)		
✓	✓	–		SR	Fiber Single Mode(A)-RJ45(B)		
✓	✓	–		RM	RJ45(A)-Fiber Multi Mode(B)		
✓	✓	–		RS	RJ45(A)-Fiber Single Mode(B)		
✓	✓	–		MM	Fiber Multi Mode(A)-(B)		
✓	✓	–		SS	Fiber Single Mode(A)-(B)		
Region							
✓	–	–			220~240 VAC Power, Amp Out 100V/50V/8ohm		
✓	–	–		U	100~120 VAC Power, Amp Out 70V/35V/8ohm		
✓	–	–		T	100~120 VAC Power, Amp Out 100V/50V/8ohm		

### Model Examples

- BTQ-VM850: PAVA Controller,8Zone,Amp500W
- BTQ-VMD425: PAVA Controller,4Zone,Amp250W,EOL Driver
- BTQ-VMD425SR: PAVA Controller,4Zone,Amp250W, EOL Drv,Net-FS/RJ
- BTQ-VMD425MM: PAVA Controller,4Zone,Amp250W, EOL Drv,Net-FM/FM

### Network Card

NET2-RR	Netcard,RJ45(A)-(B),excl Ass'y Pillar
NET2-MR	Netcard,Fiber Multi(A)-RJ45(B),excl Ass'y Pillar
NET2-SR	Netcard,Fiber Single(A)-RJ45(B),excl Ass'y Pillar
NET2-RM	Netcard,RJ45(A)-Fiber Multi(B),excl Ass'y Pillar
NET2-RS	Netcard,RJ45(A)-Fiber Single(B),excl Ass'y Pillar
NET2-MM	Netcard,Fiber Multi(A)-(B),excl Ass'y Pillar
NET2-SS	Netcard,Fiber Single(A)-(B),excl Ass'y Pillar